



Band Virtual Learning

High School Band

April 24th, 2020




High School Band
Lesson: April 24th, 2020

Objective/Learning Target:

Students will be identifying and playing both reviewed and new rhythms by counting and clapping or on their instrument.

Review:

NOTE VALUES AND RESTS

Notes	Names	Rests
	Whole	
	Half	
	Quarter	
 ()	Eighth	

Review:

COUNTING METHOD

- When the quarter note receives one count ($\frac{2}{4}$, $\frac{3}{4}$, $\frac{4}{4}$, $\frac{5}{4}$, etc.), use the following measure-wise counting method (pronounced: one and two and three and four and):

1 & 2 & 3 & 4 &

- For the four-fold division of the beat (sixteenth notes) and its variations, use 1 e & a (pronounced: one ee and a):

1 e & a 2 e & a 3 & 4 &
 1 & a 2 & a 3 & 4 &
 1 e & 2 e & 3 & 4 &
 1 (e &) a 2 (e &) a 3 & 4 &

- A dot after a note or rest adds half of the value of the note/rest it follows.

Example: $\text{dotted quarter} = \text{quarter} + \text{eighth}$ $\text{dotted eighth} = \text{eighth} + \text{quarter}$

Review of Rhythms from Last Week:

Go through each line. Set a metronome (free online [HERE](#)), count first, then play. If you have the ability, record and then play back to review your work!

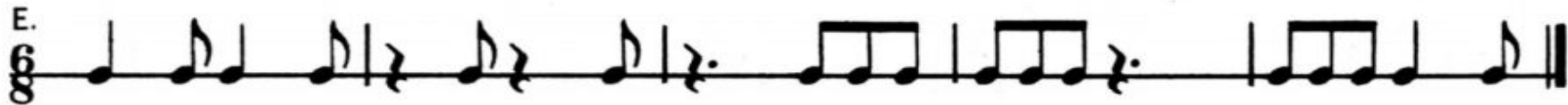

A.

B.

C.

D.

Review of Rhythms from Last Week:



Learning New Rhythms!

Use the new Rhythm Keys to work through the new exercises.

Take it one measure at a time. Go Slow and Steady. Always count first!

In 9/8 time the 8th note will get the beat, so set your metronome accordingly.

Rhythm Key 9/8

Four musical staves in 9/8 time signature, each with a different rhythmic pattern and a count below it:

- Staff 1: Quarter notes, eighth notes, eighth notes, eighth notes. Count: 1 2 3 4 5 6 7 8 9
- Staff 2: Quarter notes, eighth notes, eighth notes, eighth notes. Count: 1 2 3 4 5 6 7 8 9
- Staff 3: Quarter notes, eighth notes, eighth notes, eighth notes. Count: 1 2 3 4 5 6 7 8 9
- Staff 4: Quarter notes, eighth notes, eighth notes, eighth notes. Count: 1 2 3 4 5 6 7 8 9

Rhythm Key Sixteenth Notes

Four musical staves in 4/4 time signature, each with a different rhythmic pattern and a count below it:

- Staff 1: Quarter notes, eighth notes, eighth notes, quarter notes. Count: 1 e & a 2 e & a 3 4
- Staff 2: Quarter notes, eighth notes, eighth notes, quarter notes. Count: 1 2 e & a 3 e & a 4
- Staff 3: Quarter notes, eighth notes, eighth notes, quarter notes. Count: 1 2 3 e & a 4 e & a
- Staff 4: Quarter notes, eighth notes, eighth notes, quarter notes. Count: 1 e & a 2 3 4 e & a

Practice: Apply Rhythm Key 9/8

Rhythm Key 9/8

Four rhythmic patterns in 9/8 time signature, each with a 9-measure sequence and a 1-9 count below:

- Pattern 1: A continuous eighth-note run (1 2 3 4 5 6 7 8 9).
- Pattern 2: A sequence of quarter notes (1 2 3 4 5 6 7 8 9).
- Pattern 3: A sequence of quarter notes with rests (1 2 3 4 5 6 7 8 9).
- Pattern 4: A sequence of eighth notes with rests (1 2 3 4 5 6 7 8 9).

Three staves of musical notation for rhythm practice in 9/8 time:

- Staff 1: A sequence of eighth notes, followed by quarter notes, then quarter notes with rests, and finally eighth notes with rests.
- Staff 2: A sequence of eighth notes with rests, quarter notes with rests, quarter notes, and eighth notes.
- Staff 3: A sequence of quarter notes with rests, quarter notes, eighth notes, eighth notes with rests, and eighth notes.

Practice: Apply Rhythm Key Sixteenth Notes

Rhythm Key Sixteenth Notes

Four musical staves in 4/4 time, each showing a rhythmic pattern of sixteenth notes. The patterns are: 1) a quarter note followed by two groups of eighth notes (each group containing four sixteenth notes), then a quarter note; 2) a quarter note followed by two groups of eighth notes (each group containing four sixteenth notes), then a quarter note; 3) a quarter note followed by two groups of eighth notes (each group containing four sixteenth notes), then a quarter note; 4) a quarter note followed by two groups of eighth notes (each group containing four sixteenth notes), then a quarter note.

1 e & a 2 e & a 3 4 1 2 e & a 3 e & a 4 1 2 3 e & a 4 e & a 1 e & a 2 3 4 e & a

Three musical staves in 4/4 time, each showing a rhythmic pattern of sixteenth notes. The patterns are: 1) a quarter note followed by two groups of eighth notes (each group containing four sixteenth notes), then a quarter note; 2) a quarter note followed by two groups of eighth notes (each group containing four sixteenth notes), then a quarter note; 3) a quarter note followed by two groups of eighth notes (each group containing four sixteenth notes), then a quarter note.

Let's Get Crazy!

Use all the counting Skills you have and give this a shot. Some rhythms will be no problem, others might trip you up. Don't give up, and always count first.

1 e & a 2 e & a

1 e & a 2 e & a

1 e & a 2 e & a

1 e & a 2 e & a

Let's Get Crazy!

1 e & a 2 e & a 1 e & a 2 e & a 1 e & a 2 e & a 1 e & a 2 e & a



Let's Check Your Work

This video goes through all of the rhythms from this packet. Use this as a resource to check your work and as a way to be able to practice along with someone!

Click [HERE](#) for video.